CONTENTS

3 Range of Petlas Ind-Otr Tires

4 Petlas Ind-Otr Tires by Size

8 General Information

FORKLIFT

HL 10 — 12
HL 30 — 13
HL 40 — 14

SKID STEER

IND 35 — 17

INDUSTRIAL / INDUSTRIAL TRACTION

TD 45 — 19
IND 15 — 20
IND 25 — 23
TA 60 — 22
IND 5 — 23
PL 2 — 24

GRADER RADIAL / GRADER

Ptx L42 — 28
PG 200 — 29
PG 300 — 30

LOADER RADIAL / LOADER

Ptx L31 (L3) — 34
NB 57 (L3) — 35
NB 60 (L3) — 36
NB 70 (L3) — 37
NB 70 (L4) — 38

PORT APPLICATION

C+CARRIER — 39
C+CARRIER SMOOTH — 40

COMPACTOR

FLT 2 — 15
PC 1 — 16

RADIAL INDUSTRIAL TRACTION

Ptx ND31 — 18

EXCAVATOR

NB 38 — 25

EARTHMOVER-LOADER RADIAL / EARTHMOVER

Ptx L31 (E3-L3) — 31
NB 57 (E3) — 32
NB 60 (E3) — 33

petlas
TRACK OF TRUST

It's hard to be in your shoes.

That is why we produce the best off road tires for you.

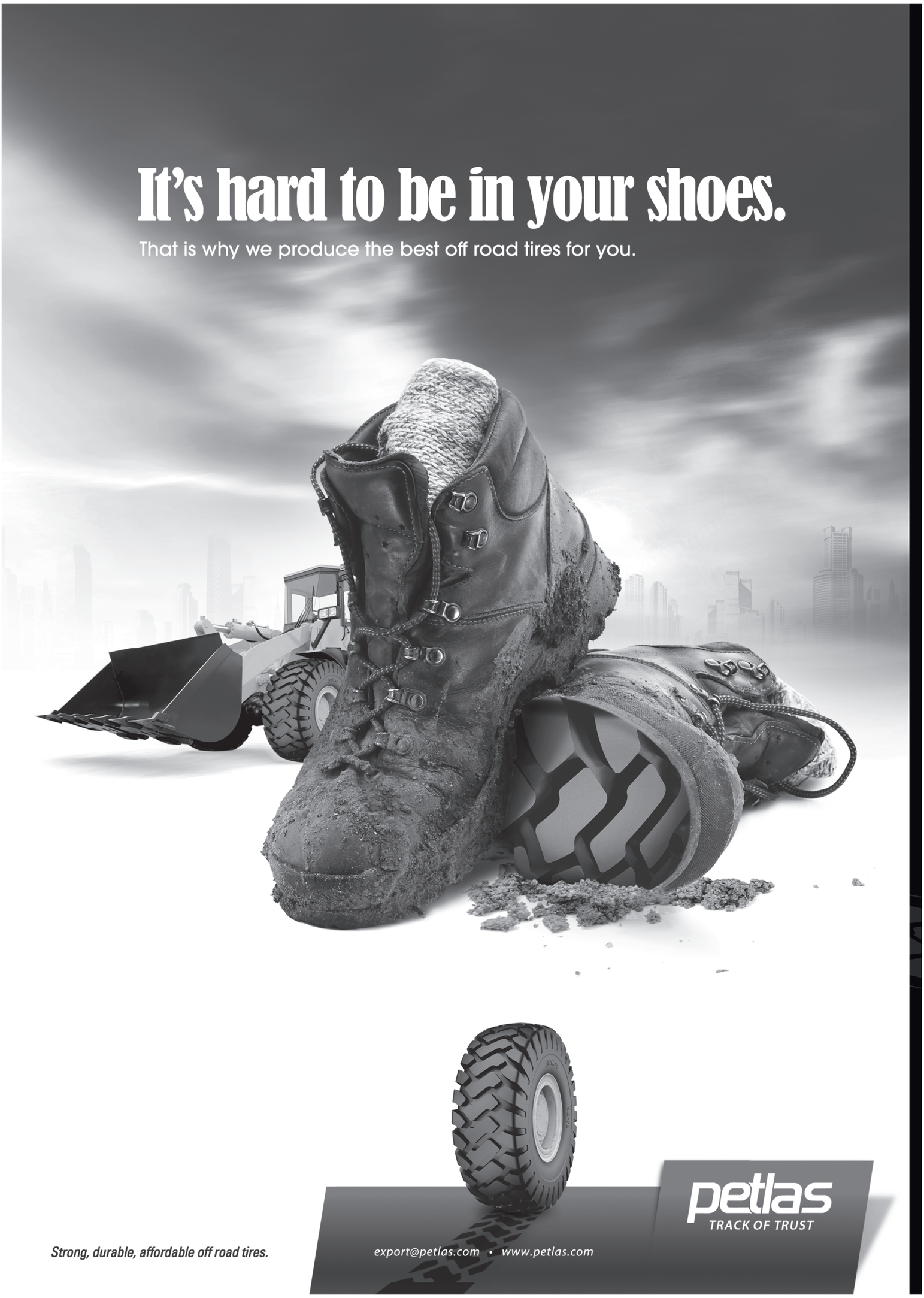

Strong, durable, affordable off road tires.

export@petlas.com • www.petlas.com

RANGE OF PETLAS IND-OTR TIRES

FORKLIFT

FORKLIFT HL 10

FORKLIFT HL 30

FORKLIFT HL 40

COMPACTOR

COMPACTOR FLT 2


COMPACTOR PC 1

SKID STEER

SKID STEER IND 35

RADIAL INDUSTRIAL TRACTION

RADIAL INDUSTRIAL TRACTION Ptx L31

INDUSTRIAL / INDUSTRIAL TRACTION

INDUSTRIAL TD 45

INDUSTRIAL TRACTION IND 15

INDUSTRIAL TRACTION IND 25

INDUSTRIAL TRACTION TA 60

INDUSTRIAL TRACTION IND 5

INDUSTRIAL TRACTION PL2

EXCAVATOR

EXCAVATOR NB 38

GRADER RADIAL / GRADER

GRADER RADIAL Ptx L42

GRADER PG 200

GRADER PG 300

EARTHMOVER-LOADER RADIAL/ EARTHMOVER

RADIAL EARTHMOVER LOADER Ptx L31 (E3-L3)

EARTHMOVER NB 57 (E3)

EARTHMOVER NB 60 (E3)

LOADER RADIAL / LOADER

RADIAL LOADER Ptx L31 (L3)

LOADER NB 57 (L3)

LOADER NB 60 (L3)

LOADER NB 70 (L3)

LOADER NB 70 (L4)

PORT APPLICATION

PORT APPLICATION C+CARRIER


PORT APPLICATION C+CARRIER SMOOTH

FORKLIFT HL 10

23x5-13
4.00-8
5.00-8
18x7-8
6.00-9
21x8-9
6.50-10
23x9-10
7.00-12
27x10-12
8.15-15
8.25-15

COMPACTOR FLT 2

23.1-26

FORKLIFT HL 30

4.00-8
5.00-8
16x6-8
6.00-9
21x8-9
6.50-10
23x9-10
7.00-12
23x5-(13)
7.50-15
8.15-15
18x7-8*
23x10-12*
27x10-12*
250-15*
300-15*

COMPACTOR PC 1

11.00-20
13.0/80 R20

FORKLIFT HL 40

6.00-9
6.50-10
7.00-12
8.15-15
8.25-15

SKID STEER IND 35

10-16.5
12-16.5

***UNDERDEVELOPMENT**

TIRES BY SIZE

petlas

RADIAL INDUSTRIAL TRACTION Ptx ND31

340/80R18
(12.5/80 R18)
440/80R28
(16.9 R28)
405/70 R20
(16.0/70 R20)
460/70 R24
(17.5L R24)
400/70 R20
(16.0/70 R20)

INDUSTRIAL TRACTION IND 25

12.5/80-18
340/80-18
16.0/70-20
16.9-24
16.0/70-24
405/70-24
19.5L-24
440/80-24
16.5/85-24
16.9-28
440/80-28
18.4-26
480/80-26

INDUSTRIAL TD 45

11L-16 SL

INDUSTRIAL TRACTION TA 60

15.5/80-24

INDUSTRIAL TRACTION IND 15

10-16.5
10.0/75-15.3
11.5/80-15.3
12-16.5
10.5/80-18
280/80-18
16.0/70-20
405/70-20
16.5/85-28
480/80-26
23.1-26
16.0/70-24
14.5-20
405/70-24

INDUSTRIAL TRACTION IND 5

16.9-30
18.4-26

petlas

INDUSTRIAL TRACTION PL 2

15.5-25

GRADER PG 300

16.00-24

EXCAVATOR NB 38

7.50-20
9.00-20
10.00-20

EARTHMOVER-LOADER RADIAL
Ptx L31 (E3)-L3

26.5 R25

GRADER RADIAL
Ptx L42

14.00 R24

EARTHMOVER NB 57 (E3)
tx
14.00-24

GRADER PG 200

13.00-24
14.00-24

EARTHMOVER NB 60 (E3)

16.00-25
18.00-25

TIRES BY SIZE

petlas

LOADER RADIAL
Ptx L31 (L3)

26.5 R25

LOADER NB 70 (L4)

26.5-25
29.5-25

LOADER NB 57 (L3)

17.5-25
20.5-25
23.5-25

PORT APPLICATION
C+CARRIER

18.00-25

LOADER NB 60 (L3)

17.5-25
20.5-25
23.5-25
26.5-25
29.5-25

PORT APPLICATION
C+CARRIER SMOOTH

18.00-25

LOADER NB 70 (L3)

15.5-25
17.5-25
20.5-25
23.5-25
26.5-25
29.5-25

petlas

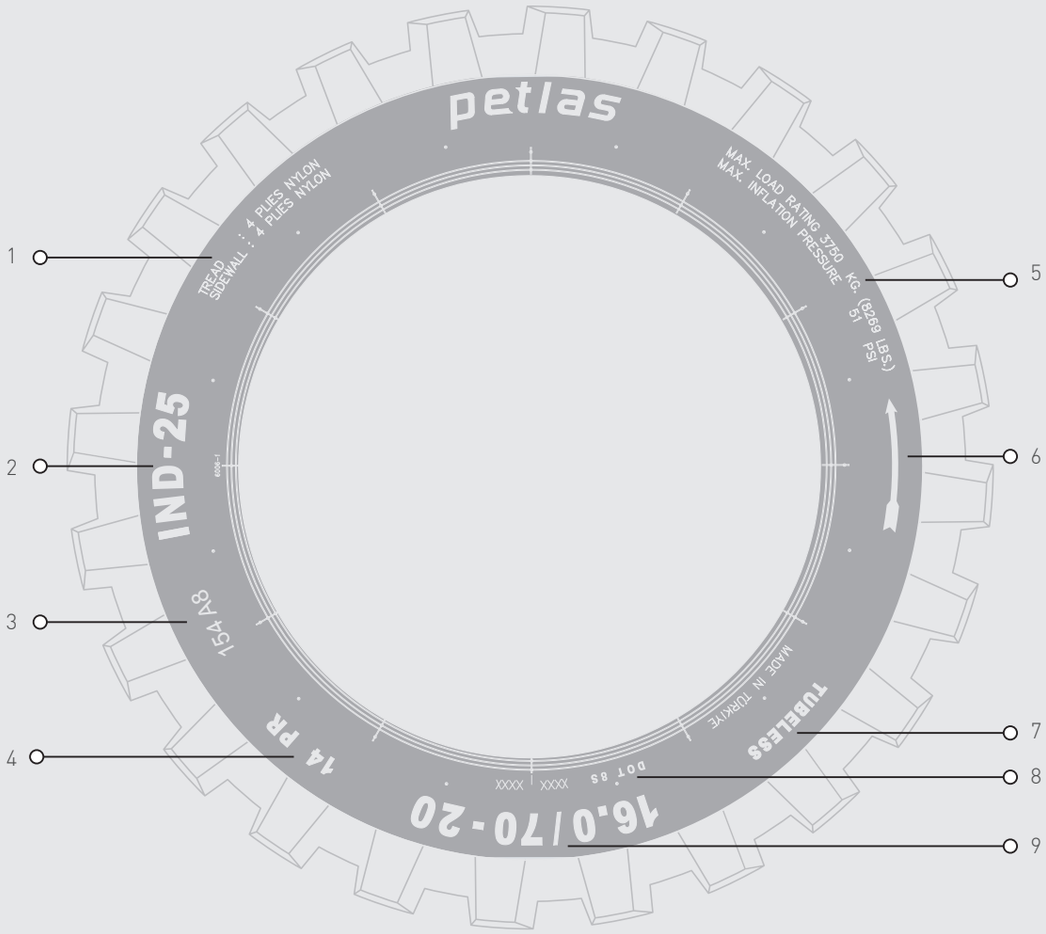

1- Construction Information
Tread: 4 Plies of Nylon
Sidewall: 4 Plies of Nylon

2- Pattern Name

3- Speed and Load Index

4- Ply Rating

5- Maximum Load (Inflation Pressure)

6- Rotation Direction

7- Tubeless

8- DOT Symbol – Week Code

9- Size

petlas

UNIT CONVERSION TABLE

Unit	Abbreviation	Conversion Coefficient	Abbreviation	Unit	Abbreviation	Conversion Coefficient
Length						
inch	in	x 0,0254	= m	(Metre)	x 39,37	= in
foot	ft	x 0,3048	= m	(Metre)	x 3,281	= ft
yard	yd	x 0,9144	= m	(Metre)	x 1,0936	= yd
mile	ml	x 1,6093	= km	(Kilometre)	x 0,6214	= mile
Load						
Pound	lb	x 0,4536	= kg	(Kilogramme)	x 2,205	= lb
Long Ton (U.K) 2240 lbs	lg ton	x 1,016	=T	(Metric Tonne)	x 0,984	= lg ton
Short Ton (U.S) 2000 lbs	sh ton	x 0,907	=T	(Metric Tonne)	x 1,103	= sh ton
Pressure						
Kilo - Pascal	kPa	x 0,01	= bar	(Bar)	x 100	= kPa
Atmosphere (at sea level)	atm	x 0,986	= bar	(Bar)	x 1,014	= atm
Pound/Square inch	ibf/in^2 (psi)	x 0,0703	= kg/cnf	(Kilogramme/cm^2)	x 14,22	ibf/in^2 (psi)
Pound/Square inch	ibf/in^2 (psi)	x 0,069	= bar	(Bar)	x 14,513	ibf/in^2 (psi)
Pound/Square inch	ibf/in^2 (psi)	x 0,068	= atm	(Atmosphere)	x 14,7	ibf/in^2 (psi)
Pound/Square inch	ibf/in^2 (psi)	x 6,895	= kPa	(Kilo Pascal)	x 0,145	ibf/in^2 (psi)
Noise						
Cubic Foot	ft3	x 0,02832	= m^3	(Cubic Metre)	x 35,31	= ft3
Cubic Yard	yd3	x 0,7646	= m^3	(Cubic Metre)	x 1,308	= yd3
Cycle Strengh						
Pound Foot	lb ft	x 0,1383	= kgm	(Kilogramme Metre)	x 7,233	= lb ft
Kilogramme Metre	kgm	x 9,81	= Nm	(Newton Metre)	x 0,102	= m kg

TIRE DEFINITION CODE

Service		Tread Types	
Code	Type Of Service	Code	Tread Type
C	Compactor	C - 1	Smooth
		C - 2	Grooved
E	Earthmover	E - 1	Rib
		E - 2	Traction
		E - 3	Rock
		E - 4	Rock Deep Tread
		E - 7	Flotation
G	Grader	G - 1	Rib
		G - 2	Traction
		G - 3	Rock
L	Loader and Dozer	L - 2	Traction
		L - 3	Rock
		L - 3S	Smooth
		L - 4	Rock Deep Tread
		L - 4S	Smooth Deep Tread
		L - 5	Rock Extra Deep Tread
		L - 5S	Smooth Extra Deep Tread

petlas

LOAD SPEED INDEX

LI	kg	LI	kg	LI	kg	LI	kg	LI	kg
120	1400	150	3350	180	8000	210	19000	240	45000
121	1450	151	3450	181	8250	211	19500	241	46250
122	1500	152	3550	182	8500	212	20000	242	47500
123	1550	153	3650	183	8750	213	20600	243	48750
124	1600	154	3750	184	9000	214	21200	244	50000
125	1650	155	3875	185	9250	215	21800	245	51500
126	1700	156	4000	186	9500	216	22400	246	53000
127	1750	157	4125	187	9750	217	23000	247	54500
128	1800	158	4250	188	10000	218	23600	248	56000
129	1850	159	4375	189	10300	219	24300	249	58000
130	1900	160	4500	190	10600	220	25000	250	60000
131	1950	161	4625	191	10900	221	25750	251	61500
132	2000	162	4750	192	11200	222	26500	252	63000
133	2060	163	4875	193	11500	223	27250	253	65000
134	2120	164	5000	194	11800	224	28000	254	67000
135	2180	165	5150	195	12150	225	29000	255	69000
136	2240	166	5300	196	12500	226	30000	256	71000
137	2300	167	5450	197	12850	227	30750	257	73000
138	2360	168	5600	198	13200	228	31500	258	75000
139	2430	169	5800	199	13600	229	32500	259	77500
140	2500	170	6000	200	14000	230	33500	260	80000
141	2575	171	6150	201	14500	231	34500	261	82500
142	2650	172	6300	202	15000	232	35500	262	85000
143	2725	173	6500	203	15500	233	36500	263	87500
144	2800	174	6700	204	16000	234	37500	264	90000
145	2900	175	6900	205	16500	235	38750	265	92500
146	3000	176	7100	206	17000	236	40000	266	95000
147	3075	177	7300	207	17500	237	41250	267	97500
148	3150	178	7500	208	18000	238	42250	268	100000
149	3250	179	7750	209	18500	239	43750	269	103000

(LI) : Load Index

Speed Category

Symbol	A2	A8	B	C	D	E
Speed km/h	10	40	50	60	65	70

Sample Tire Marking

16.00 - 25 NB60 E3 32 PR TL 177 B

(This tire can bear 7300 kg load at the speed of 50 km/h.)

SKID STEER IND 35

petlas

HL10

Powerfull nylon cord body, strong heel contruction provide high performance and durability against impacts.



TIRE SIZE	PR	TT/TL	LOAD INDEX	SPEED SYMBOL	INFLATING PRESSURE (psi)	RIM		INFLATED DIMENSIONS (NO LOAD)		LOAD CAPACITY PER TIRE (KG)
						RECOM. (INCHES)	PERMITTED (INCHES)	SECTION WIDTH MIN-MAX	RADIUS (MM)	
23x5-13	10	TT	121	A5	116	3,75P	-	155	635	1150
4.00-8	8	TT	94	A5	131	31/4I	3.00D	115	414	670
5.00-8	8	TT	106	A5	120	31/4I	-	132	132	950
5.00-8	10	TT	111	A5	145	3.00D	3 1/4 I	132	467	1090
18x7-8	16	TT	125	A5	145	4.33R	-	173	462	1650
6.00-9	12	TT	121	A5	145	4.00E	-	160	540	1450
21x8-9	14	TT	131	A5	131	6.00E	-	200	535	1950
6.50-10	12	TT	125	A5	131	5.00F	5.50F	177	588	1650
23x9-10	20	TT	142	A5	145	6.50F	-	225	595	2650
7.00-12	14	TT	134	A5	131	5.00S	-	192	672	2120
27x10-12	14	TT	143	A5	102	8.00G	-	255	690	2725
8.15-15	14	TT	146	A5	145	7.0	-	216	707	3000
8.25-15	16	TT	152	A5	134	6.5	7	234	836	3550

petlas

HL 30

High traction tread structure, durable against impacts.
A high performance tire with strong nylon structure and reinforced bead design.



FORKLIFT HL 30

TIRE SIZE	PR	TT/TL	LOAD INDEX	SPEED SYMBOL	INFLATING PRESSURE (psi)	RIM		INFLATED DIMENSIONS (NO LOAD)		LOAD CAPACITY PER TIRE (KG)
						RECOM. (INCHES)	PERMITTED (INCHES)	SECTION WIDTH MIN-MAX	RADIUS (MM)	
4.00-8	8	TT	94	A5	131	3.25	3.00 1/4 I	115	414	670
5.00-8	10	TT	111	A5	145	3.00D	3.25I, 3.75I	132	467	1090
16X6-8	16	TT	113	A5	145	4.33	4.33R	152	425	1150
6.00-9	12	TT	121	A5	145	4.00E	-	160	540	1450
21X8-9	14	TT	131	A5	131	6.00	6.00E	200	535	1950
6.50-10	12	TT	125	A5	131	5.00F	5.50F	177	588	1650
23x5-(13)	10	TT	121	A5	116	3.75	3.75P	155	635	1450
7.50-15	14	TT	144	A5	135	6.0, 6.00 S	5.5, 6.5	212	772	2800
8.15-15	14	TT	146	A5	145	7.0	-	216	707	3000

*18x7-8, 27x10-12, 27x10-12, 250-15, 300-15 SIZES ARE UNDERDEVELOPMENT NOW.

petlas

HL 40

High traction tread structure, durable against impacts.
A high performance tire with strong nylon structure and reinforced bead design.



TIRE SIZE	PR	TT/TL	LOAD INDEX	SPEED SYMBOL	INFLATING PRESSURE (psi)	RIM		INFLATED DIMENSIONS (NO LOAD)		LOAD CAPACITY PER TIRE (KG)
						RECOM. (INCHES)	PERMITTED (INCHES)	SECTION WIDTH MIN-MAX	RADIUS (MM)	
6.00-9	12	TT	121	A5	145	4.00E	-	160	540	1450
6.50-10	12	TT	125	A5	131	5.00F	5.50F	177	588	1650
7.00-12	14	TT	134	A5	131	5.00S	-	192	672	2120
8.15-15	14	TT	146	A5	145	7.0	-	216	707	3000
8.25-15	16	TT	152	A5	134	6.5	7	234	836	3550

petlas

FLT 2

High performance with strong heel construction.
Special tear-resistant tread rubber against wear off and cuts.

COMPACTOR FLT 2

TIRE SIZE	PR	TT/ TL	LOAD INDEX	SPEED SYMBOL	RIM		INFLATED DIMENSIONS (NO LOAD)		INFLATED DIMENSIONS (W/LOAD)		TREAD DEPTH (MM)	INFLATING PRESSURE (psi/bar)	LOAD CAPACITY PER TIRE (KG)	
													Speed (KM/H)	
					RECOM. (INCHES)	PERMITTED (INCHES)	SECTION WIDTH MIN-MAX	OUTER DIAMETER (MM)	DYNAMIC RADIUS CIRCLE (MM)	STATIC LOADED RADIUS (MM)			40	50
23.1-26	10	TT	158	A8	DW20	-	587	1580	4582	708	27	25	4250	3870
23.1-26	12	TL	162	A8	DW20	-	587	1580	4582	708	27	28	4750	4325

petlas

PC 1

Optimized tread curve provides smoothened rubber tread trace and excellent wear performance.
Strong nylon carcass and special tread mixture provides maximum performance on cool and warm asphalt during road constructions.

TIRE SIZE	PR	TT/ TL	LOAD INDEX	SPEED SYMBOL	RIM		INFLATED DIMENSIONS (NO LOAD)		INFLATED DIMENSIONS (W/ LOAD)		TREAD DEPTH (MM)	INFLATING PRESSURE (psi/bar)	LOAD CAPACITY PER TIRE (KG)
					RECOM. (INCHES)	PERMITTED (INCHES)	SECTION WIDTH MIN-MAX	OUTER DIAMETER (MM)	DYNAMIC RADIUS CIRCLE (MM)	STATIC LOADED RADIUS (MM)			
11.00-20	14	TT	165	A2	9.0,9.00V	8.0V,8.5,10.0	326	1048	3039	476	-	94	5120
13.0/80R20	-	TL	164	A3	8.0,B8.0, 8.0V	7.33V,7.5,B7.5, 7.5V,8.37V	291	1070	3103	785	-	131	5000



IND 35

Provides powerful traction and good gripping on muddy and rough surfaces.
Appropriate tread pattern provides easy control.
Resistant to problems such as cracks, ruptures and stone cuts.
Extra thick rubber part in the center of the tread provides long wear life and comfortable drive on hard surfaces.
Deep grooved unidirectional pattern provides powerful traction and self cleaning feature under all conditions.
Strong off-road service mixture provides resistance to cuts, disintegrations, tears and wear.
Strong nylon, cord and body structure provides high resistance to impacts and durability.

TIRE SIZE	PR	TT/ TL	LOAD INDEX	SPEED SYMBOL	RIM		INFLATED DIMENSIONS (NO LOAD)		INFLATED DIMENSIONS (W/LOAD)		TREAD DEPTH (MM)	INFLATING PRESSURE (psi/bar)	LOAD CAPACITY PER TIRE (KG)				
													Speed (KM/H)				
					RECOM. (INCHES)	PERMITTED (INCHES)	SECTION WIDTH MIN-MAX	OUTER DIAMETER (MM)	DYNAMIC RADIUS CIRCLE (MM)	STATIC LOADED RADIUS (MM)			10	15	20	25	30
10-16.5NHS	12	TL	138	A3	8,25	-	260	799	2318	365	34	90	2525	2360	2170	2005	1840
12-16.5NHS	14	TL	147	A3	9,75	-	307	870	2520	394	34	90	3290	3075	2830	2610	2400

petlas

Ptx ND31

Ptx ND31 is a radial multi-purpose tire, developed for construction equipment to be used in the areas of agriculture and construction, providing excellent traction, longevity, resistance to damage and high carrying capacity. Ptx ND31 is the right response for all agro-industrial heavy-duty needs and suitable for all digging and loading operations on vehicles such as telehandlers, compact loaders and bachoe loaders.



TIRE SIZE	TT/TL	LOAD INDEX	SPEED SYMBOL	RIM		INFLATED DIMENSIONS (NO LOAD)		INFLATED DIMENSIONS (W/LOAD)		TREAD DEPTH (MM)	INFLATING PRESSURE (psi/bar)	LOAD CAPACITY PER TIRE (KG)			
												Speed (KM/H)			
				RECOM. (INCHES)	PERMITTED (INCHES)	SECTION WIDTH MIN-MAX	OUTER DIAMETER (MM)	DYNAMIC RADIUS CIRCLE (MM)	STATIC LOADED RADIUS (MM)			10	25	30	40
340/80R18 (12.5/80 R18)	TL	143	A8/B	11	W10, 11SDC, W11, 12, 12SDC	345	995	2975	446	30	58	3405	3025	2915	2725
440/80R28 (16.9 R28)	TL	156	A8/B	DW14L	DW13, DW13L DW15L	441	1415	4215	636	35	46	5000	4440	4280	4000
405/70 R20 (16.0/70 R20)	TL	149	A8/B	13	12SDC, 13SDC, 14	414	1070	3200	480	30	58	4065	3610	3480	3250
460/70 R24 (17.5L R24)	TL	159	A8/B	DW15L	DW14L DW16L	453	1251	3740	562	36	58	5470	4855	4680	4375
400/70 R20 (16.0/70 R20)	TL	149	A8/B	13	12SDC, 13SDC, 14	414	1070	3200	480	30	58	4065	3610	3480	3250

RADIAL INDUSTRIAL TRACTION Ptx ND31

petlas

TD 45

It is developed for 2WD front axles of tractors and compact earthmovers for the purpose of using in agricultural areas and worksites. Moreover, it is multi-purpose, low-profile tyre that can be used on trailers for on road or off road. Low-profile height and strong carcass structure provides excellent balance, maneuverability and driver comfort. It provides resistance and longevity against to tears and wears on hard soil, asphalt, and concrete with its specially formulated tread compound and reinforced carcass structure.

INDUSTRIAL TD 45

TIRE SIZE	TT/TL	LOAD INDEX	SPEED SYMBOL	RIM		INFLATED DIMENSIONS (NO LOAD)		INFLATED DIMENSIONS (W/LOAD)		INFLATING PRESSURE (psi/bar)	LOAD CAPACITY PER TIRE (KG)	
				RECOM. (INCHES)	PERMITTED (INCHES)	SECTION WIDTH MIN-MAX	OUTER DIAMETER (MM)	DYNAMIC RADIUS CIRCLE (MM)	STATIC LOADED RADIUS (MM)		Speed (KM/H)	
											30	40
11L-16 SL	TL	116	A8	W8L , 8LB	W10L, 10LB	284	800	2368	371	64 / 4,4	1385	1250

petlas

IND 15

Grips muddy and rough surfaces; and provides a strong traction. Appropriate tread structure provides what easy control.
Resistant to problems such as cracks, ruptures and stone cuts.
Extra thick rubber part in the center of the tread provides long wear life and comfortable drive on hard surfaces.
Deep grooved unidirectional pattern provides powerful traction and self cleaning feature under all conditions.
Strong off-road service mixture provides resistance to cuts, disintegrations, tears and wear.
Strong nylon, cord and frame structure provides high resistance to impacts.



TIRE SIZE	PR	TT/ TL	LOAD INDEX	SPEED SYMBOL	RIM		INFLATED DIMENSIONS (NO LOAD)		INFLATED DIMENSIONS (W/ LOAD)		TREAD DEPTH (MM)	INFLATING PRESSURE (psi/bar)	LOAD CAPACITY PER TIRE (KG)							
													Speed (KM/H)							
					RECOM. (INCHES)	PERMITTED (INCHES)	SECTION WIDTH MIN-MAX	OUTER DIAMETER (MM)	DYNAMIC RADIUS CIRCLE (MM)	STATIC LOADED RADIUS (MM)			10	15	20	25	30	40	50	65
10-16.5NHS	8	TL	131	A3	8,25	-	264	773	2242	356	17	54	2090	1950	1795	1660	1520	-	-	-
10.0/75-15.3	12	TL	126	A8	9.00	-	264	780	2262	355	19	68	2125	1920	1850	1800	1770	1700	-	-
11.5/80-15.3	12	TL	135	A8	9.00	-	290	867	2514	390	19	59	2725	2460	2375	2310	2265	2180	-	-
12-16.5NHS	10	TL	142	A3	9,75	-	307	831	2410	378	19	65	2835	2650	2440	2255	2065	-	-	-
10.5/80-18	12	TL	134	A8	W9	W8 ; 9.00	274	907	2630	413	20	54	3055	2905	2734,8	2585	2440	2120	-	-
280/80-18	12	TL	134	A8	W9	W8; W10	282	905	2625	412	20	54	3055	2905	2734,8	2585	2440	2120	-	-
16.0/70-20	14	TL	154	A8	13	12SDC ; 13SDC ; 14	418	1097	3181	496	31	51	5400	5140	4840	4575	4315	3750	-	-
405/70-20	14	TL	154	A8	13	12SDC ; 13SDC ; 14	418	1097	3181	496	31	51	5400	5140	4840	4575	4315	3750	-	-
16.5/85-28	12	TL	152	A8	W13L	W14L ; W15L	417	1423	4127	648	27	38	4535	4315	4065	3845	3625	3150	-	-
480/80-26	12	TL	156	A8	DW15L	DW16L	479	1428	4141	645	27	36	5760	5480	5160	4880	4600	4000	-	-
23.1-26	14	TL	166	A8	DW20B	-	587	1580	4582	708	39	30	7560	7195	6775	6405	6040	5250	-	-
16.0/70-24	14	TL	152	B	13.00	13 SDC	407	1178	3416	538	32	51	-	-	-	-	-	-	3550	-
16.0/70-24	14	TL	152	B	13.00	13 SDC	407	1178	3416	538	32	65	5800	-	-	-	-	-	-	-
14.5-20	14	TT	143	D	11	11 SDC	355	1095	3176	495	28	51	-	4715	4495	4305	4114,75	3705	3105	2725
14.5-20	14	TL	143	D	11	11 SDC	355	1095	3176	495	28	51	-	4715	4495	4305	4114,75	3705	3105	2725
405/70-24	14	TL	152	B	13.00	13 SDC	407	1178	3416	538	32	65	5850	-	-	-	-	-	-	-

INDUSTRIAL TRACTION IND 15

IND 25

Deep grooved pattern provides high self cleaning feature.
Extra rubber in its compound provides long wear life and comfortable drive on hard surfaces.
Thanks to its multi-purpose gum and rubber structure, designed for small loaders with back-hoe and tele-handlers which are used on soft surfaces where extra traction power is needed, it is resistant to cuts, ruptures and cracks; and provides a long driving life and a comfortable drive.



TIRE SIZE	PR	TT/ TL	LOAD INDEX	SPEED SYMBOL	RIM		INFLATED DIMENSIONS (NO LOAD)		INFLATED DIMENSIONS (W/ LOAD)		TREAD DEPTH (MM)	INFLATING PRESSURE (psi/bar)	LOAD CAPACITY PER TIRE (KG)					
													Speed (KM/H)					
					RECOM. (INCHES)	PERMITTED (INCHES)	SECTION WIDTH MIN-MAX	OUTER DIAMETER (MM)	DYNAMIC RADIUS CIRCLE (MM)	STATIC LOADED RADIUS (MM)			10	15	20	25	30	40
12.5/80-18	14	TL	146	A8	W9	11.00	308	987	2862	446	27	62	3750	3390	3270	3180	3120	3000
340/80-18	12	TL	142	A8	11	W10; W11	343	1001	2903	452	27	54	3315	2995	2890	2810	2755	2650
14.5-20	14	TT	143	D	11	11 SDC	355	1095	3176	495	28	51	4495	4085	3545	3350	3135	2890
14.5-20	14	TL	143	D	11	11 SDC	355	1095	3176	495	28	51	4495	4085	3545	3350	3135	2890
16.0/70-20	14	TL	154	A8	13	12SDC ; 13SDC ; 14	418	1075	3103	495	33	51	4690	4240	4090	3975	3900	3750
16.0/70-20	16	TL	156	A8	13	12SDC ; 13SDC ; 14	418	1075	3103	495	33	58	5000	4520	4360	4240	4160	4000
16.9-24	12	TL	149	A8	DW15L	DW14L	429	1310	3799	592	30	38	4065	3675	3545	3445	3380	3250
16.9-24	14	TL	152	A8	DW15L	DW14L	429	1310	3799	592	30	43	4440	4010	3870	3760	3690	3550
16.0/70-24	14	TL	152	B	13.00	13 (DC) - 13 (SDC)	407	1178	3405	542	34	51	-	3975	3905	3835	3765	3655
405/70-24	14	TL	152	B	13.00	13 (DC) - 13 (SDC)	407	1178	3405	542	34	51	-	3975	3905	3835	3765	3655
19.5L-24	12	TL	151	A8	DW16A	-	495	1314	3810	594	29	34	4315	3890	3760	3655	3590	3450
440/80-24	12	TL	149	A8	DW14L	DW13; DW13L; DW15L	441	1314	3810	594	30	38	4065	3675	3545	3445	3380	3250
16.5/85-24	12	TL	149	A8	W13L	W15L ; W14L	417	1322	3834	597	30	41	4065	3675	3545	3445	3380	3250
16.5/85-24	16	TL	156	A8	W13L	W15L ; W14L	417	1322	3834	597	30	54	5000	4520	4360	4240	4160	4000
16.9-28	12	TT	152	A8	DW15L	DW14L	429	1410	4089	643	30	38	4440	4012	3870	3765	3690	3550
16.9-28	12	TL	152	A8	DW15L	DW14L	429	1410	4089	643	30	38	4440	4012	3870	3765	3690	3550
16.9-28	14	TL	156	A8	DW15L	DW14L	429	1410	4089	643	30	44	5000	4520	4360	4240	4160	4000
440/80-28	12	TL	152	A8	DW14L	DW13; DW13L; DW15L	441	1415	4104	645	30	38	4440	4012	3870	3765	3690	3550
18.4-26	12	TL	156	A8	DW16L	DW15L	467	1425	4133	644	32	36	5000	4520	4360	4240	4160	4000
18.4-26	14	TL	158	A8	DW16L	DW15L	467	1425	4133	644	32	42	5310	4800	4630	4505	4420	4250
18.4-26	16	TL	160	A8	DW16L	DW15L	467	1425	4133	644	32	48	5625	5085	4905	4770	4680	4500
480/80-26	14	TL	158	A8	DW15L	DW16L	479	1428	4141	647	32	42	5310	4800	4630	4505	4420	4250

INDUSTRIAL TRACTION IND 25

petlas

TA 60

Provides ultimate durability with reinforced structure and durable cords.
A long-life tire, absorbing the impacts and durbale against drills.
Improved rubber structure provides smooth drive.
Driving on any sand surface with wide and no-sand-holding pattern.
High traction with special tread design.
Wide shoulders provides stability on the road.
No-sand-holding property thanks to the middle channel on the pattern.
Special bead design provides stability on the rim and protection against bead wear.



TIRE SIZE	PR	TT/ TL	LOAD INDEX		SPEED SYMBOL	RIM		INFLATED DIMENSIONS (NO LOAD)		INFLATED DIMENSIONS (W/ LOAD)		TREAD DEPTH (MM)	INFLATING PRESSURE (psi/bar)	LOAD CAPACITY PER TIRE (FREE ROLLING SPEED,KM/H)	LOAD CAPACITY PER TIRE (DRIVE WHEEL SPEED,KM/H)
			FREE ROLLING (KG)	DRIVE WHEEL (KG)		RECOM. (INCHES)	PERMITTED (INCHES)	SECTION WIDTH MIN-MAX	OUTER DIAMETER (MM)	DYNAMIC RADIUS CIRCLE (MM)	STATIC LOADED RADIUS (MM)			40	40
15.5/80-24	12	TL	157	145	A8	W12	W13, W14L	394	1262	3660	573	34	43	4125	2900
	16	TL	163	151	A8	W12	W13, W14L	394	1262	3660	573	34	58	4875	3450

petlas

IND 5

Deep grooved pattern provides high self cleaning feature.
Extra rubber in its compound provides long wear life and comfortable drive on hard surfaces.
Thanks to its multi-purpose gum and rubber structure, designed for small loaders with back-hoe and tele-handlers which are used on soft surfaces where extra traction power is needed, it is resistant to cuts, ruptures and cracks; and provides a long driving life and a comfortable drive.



INDUSTRIAL TRACTION IND 5

TIRE SIZE	PR	TT/ TL	LOAD INDEX	SPEED SYMBOL	RIM		INFLATED DIMENSIONS (NO LOAD)		INFLATED DIMENSIONS (W/ LOAD)		TREAD DEPTH (MM)	INFLATING PRESSURE (psi/bar)	LOAD CAPACITY PER TIRE (KG)					
													Speed (KM/H)					
					RECOM. (INCHES)	PERMITTED (INCHES)	SECTION WIDTH MIN-MAX	OUTER DIAMETER (MM)	DYNAMIC RADIUS CIRCLE (MM)	STATIC LOADED RADIUS (MM)			10	15	20	25	30	40
16.9-30	14	TL	153	A8	W15L	W14L	429	1485	4307	677	39	42	5250	5000	4700	4450	4200	3650
18.4-26	14	TL	145	A8	W16L	W15L	467	1450	4321	647	38	40	4060	3857	3654	3451	3248	2900

petlas

PL 2

Strengthened wide block treads and shoulder structure grips the surface and provides maximum traction performance.
Optimized distance between blocks provides self cleaning on muddy surfaces without any traction loss.
Pattern blocks are designed not to be deformed during short distance turns.

TIRE SIZE	PR	TT/ TL	LOAD INDEX	SPEED SYMBOL	RIM		INFLATED DIMENSIONS (NO LOAD)		INFLATED DIMENSIONS (W/ LOAD)		TREAD DEPTH (MM)	INFLATING PRESSURE (psi/bar)	LOAD CAPACITY PER TIRE (KG)							
													Speed (KM/H)							
					RECOM. (INCHES)	PERMITTED (INCHES)	SECTION WIDTH MIN-MAX	OUTER DIAMETER (MM)	DYNAMIC RADIUS CIRCLE (MM)	STATIC LOADED RADIUS (MM)			10	15	20	25	30	35	40	50
15.5-25	12	TL	149	B	12.00/1.3	12.00/1.3 (DC) (1)	394	1277	3703	581	25	36	-	3640	3575	3510	3445	3380	3350	3250

INDUSTRIAL TRACTION PL 2

petlas

NB 38

Resistant against cut and tears with bidirectional pattern and reinforced rubber structure.
Resistant against lateral impacts and cuts with extra reinforced rubber structure, especially on rocky surfaces

EXCAVATOR NB 38

TIRE SIZE	PR	TT/ TL	LOAD INDEX		SPEED SYMBOL	RIM		INFLATED DIMENSIONS (NO LOAD)		INFLATED DIMENSIONS (W/ LOAD)		TREAD DEPTH (MM)	INFLATING PRESSURE (psi/bar)	LOAD CAPACITY PER TIRE (SINGLE AXE USAGE)	LOAD CAPACITY PER TIRE (DOUBLE AXE USAGE)
			SINGLE AXE USAGE	DOUBLE AXE USAGE		RECOM. (INCHES)	PERMITTED (INCHES)	SECTION WIDTH MIN-MAX	OUTER DIAMETER (MM)	DYNAMIC RADIUS CIRCLE (MM)	STATIC LOADED RADIUS (MM)			50	50
7.50-20	10	TT	123	122	B	5.50F	6.00F	214	904	2622	417	15	58	1550	1500
9.00-20	14	TT	140	137	B	7.00	6.5 ; 7.5	230	1036	3004	471	20	62	2500	2300
10.00-20	16	TT	146	143	B	7.50	7.0 ; 8.0	270	1060	3074	481	22	109	3000	2725

petlas

IND 35
HL 40
HL 10
FLT 2
NB 38
NB 60
NB 70

petlas



Ptx L42

Ptx L42 is an entire steel radial heavy duty vehicle tire that has resistance to tears and wears in worksites and on challenging roads in all kinds of weather conditions. Specially formulated tread composition and whole steel carcass structure of Ptx L42 offer longevity.

TIRE SIZE	PR	TT/TL	LOAD INDEX	SPEED SYMBOL	RIM		INFLATED DIMENSIONS (NO LOAD)		INFLATED DIMENSIONS (W/LOAD)		TREAD DEPTH (MM)	INFLATING PRESSURE (psi/bar)	LOAD CAPACITY PER TIRE (KG)			
													Speed (KM/H)			
					RECOM. (INCHES)	PERMITTED (INCHES)	SECTION WIDTH MIN-MAX	OUTER DIAMETER (MM)	DYNAMIC RADIUS CIRCLE (MM)	STATIC LOADED RADIUS (MM)			10	30	40	50
14.00 R24	*	TL	153	A8	8.00 TG SDC	9.00/1.5 (DC) ; 10.00/VA SDC	1348	364	3909	608	26	54	3650	3650	3650	3322

* : 16 PR

GRADER RADIAL Ptx L42

petlas

PG 200

Longer life with more solid tread center; higher cracking resistance with curved tread structure.
Strengthened tread blocks provide higher power transfer and lower fuel consumption.
Extra rubber in its compound provides longer wear life and tread bottom crack/fatigue resistance
Special tread compound provides a longer life and higher cut resistance.
Strengthened bead and body structure provides retreadability.
Extra impact layers for absorbtion first impacts.



TIRE SIZE	PR	TT/ TL	LOAD INDEX	SPEED SYMBOL	RIM		INFLATED DIMENSIONS (NO LOAD)		INFLATED DIMENSIONS (W/ LOAD)		TREAD DEPTH (MM)	INFLATING PRESSURE (psi/bar)	LOAD CAPACITY PER TIRE (KG)						
					RECOM. (INCHES)	PERMITTED (INCHES)	SECTION WIDTH MIN-MAX	OUTER DIAMETER (MM)	DYNAMIC RADIUS CIRCLE (MM)	STATIC LOADED RADIUS (MM)			Speed (KM/H)						
													15	20	25	30	35	40	50
13.00-24	12	TT	143	A8	8.00 TG SDC	9.00/1.5 (DC) (1) ; 10.00/VA SDC	333	1278	3706	579	25	44	3080	2970	2890	2835	2780	2725	2480
13.00-24	12	TL	143	A8	8.00 TG SDC	9.00/1.5 (DC) (1) ; 10.00/VA SDC	333	1278	3706	579	25	44	3080	2970	2890	2835	2780	2725	2480
13.00-24	16	TT	151	A8	8.00 TG SDC	9.00/1.5 (DC) ; 10.00/VA SDC	333	1278	3706	579	25	58	3450	3450	3450	3450	-	3450	3140
13.00-24	16	TL	151	A8	8.00 TG SDC	9.00/1.5 (DC) ; 10.00/VA SDC	333	1278	3706	579	25	58	3450	3450	3450	3450	-	3450	3140
14.00-24	16	TT	153	A8	8.00 TG SDC	9.00/1.5 (DC) (1) ; 10.00/VA SDC	362	1348	3909	608	26	54	4124,5	3980	3870	3800	3725	3650	3325
14.00-24	16	TL	153	A8	8.00 TG SDC	9.00/1.5 (DC) (1) ; 10.00/VA SDC	362	1348	3909	608	26	54	4124,5	3980	3870	3800	3725	3650	3325

petlas



PG 300

Longer life with more solid tread center; higher cracking resistance with curved tread structure.
Strengthened tread blocks provide higher power transfer and lower fuel consumption.
Extra rubber in its compound provides longer wear life and tread bottom crack/fatigue resistance.
Special tread compound provides a longer life and higher cut resistance.
Strengthened bead and body structure provides retreadability.
Extra impact layers for absorbtion first impacts.



TIRE SIZE	PR	TT/ TL	LOAD INDEX	SPEED SYMBOL	RIM		INFLATED DIMENSIONS (NO LOAD)		INFLATED DIMENSIONS (W/ LOAD)		TREAD DEPTH (MM)	INFLATING PRESSURE (psi/bar)	LOAD CAPACITY PER TIRE (KG)						
													Speed (KM/H)						
					RECOM. (INCHES)	PERMITTED (INCHES)	SECTION WIDTH MIN-MAX	OUTER DIAMETER (MM)	DYNAMIC RADIUS CIRCLE (MM)	STATIC LOADED RADIUS (MM)			15	20	25	30	35	40	50
16.00-24	16	TL	160	A8	10.00VA SDC	-	427	1459	4231	653	32	47	5085	4905	4770	4680	4590	4500	4095

petlas

Ptx L31 (E3-L3)

Entire steel radial OTR tire has resistance to all kind of damage, designed to use on loaders and articulated trucks. Efficient self-clean feature thanks to special grooving geometry. Inter-located blocks protect integrity of blocks on all kind of surfaces. Specially designed tread provides longevity and resists wear, cuts and heat.

TIRE SIZE	PR	TT/TL	LOAD INDEX	SPEED SYMBOL	RIM		INFLATED DIMENSIONS (NO LOAD)		INFLATED DIMENSIONS (W/LOAD)		TREAD DEPTH (MM)	INFLATING PRESSURE (psi/bar)	LOAD CAPACITY PER TIRE (KG)
					RECOM. (INCHES)	PERMITTED (INCHES)	SECTION WIDTH MIN-MAX	OUTER DIAMETER (MM)	DYNAMIC RADIUS CIRCLE (MM)	STATIC LOADED RADIUS (MM)			Speed (KM/H)
													10
26.5 R25	**	TL	193	B	22,00/ 3.0	22,00/ 3.0 IF	705	1755	5195	772	44	83	18500

** : 32 PR

EARTHMOVER-LOADER RADIAL Ptx L31 (E3-L3)

petlas

NB 57 (E3)

Heat resistant tread rubber compound reduces warming up and increases durability.
Heavy duty tire, designed for high front and back traction performance.
Provides perfect traction on soft and muddy surfaces. Self cleaning feature provides lower warming up.
Special tread pattern design provides high resistance to damage, wear and cut.



TIRE SIZE	PR	TT/ TL	LOAD INDEX	SPEED SYMBOL	RIM		INFLATED DIMENSIONS (NO LOAD)		INFLATED DIMENSIONS (W/ LOAD)		TREAD DEPTH (MM)	INFLATING PRESSURE (psi/bar)	LOAD CAPACITY PER TIRE (KG)						
													Speed (KM/H)						
					RECOM. (INCHES)	PERMITTED (INCHES)	SECTION WIDTH MIN-MAX	OUTER DIAMETER (MM)	DYNAMIC RADIUS CIRCLE (MM)	STATIC LOADED RADIUS (MM)			30	40	45	50	55	60	65
14.00-24	16	TT	153	D	10.00 VA	10.00 ; 9.00 ; 9.00V	375	1360	3944	613	24	61	4455	4345	4310	4235,4	4125	3945	3620
14.00-24	20	TT	157	D	10.00 VA	10.00 ; 9.00 ; 9.00V	375	1360	3944	613	24	69	5045	4920	4880	4800	4675	4470	4100
14.00-24	20	TL	157	D	10.00 VA	10.00 ; 9.00 ; 9.00V	375	1360	3944	613	24	69	5045	4920	4880	4800	4675	4470	4100
14.00-24	24	TT	160	D	10.00 VA	10.00 ; 9.00 ; 9.00V	375	1360	3944	613	24	83	5570	5435	5390	5300,1	5165	4940	4530
14.00-24	28	TT	168	D	10.00 VA	10.00 ; 9.00 ; 9.00V	375	1360	3944	613	24	94	6890	6720	6665	6550	6385	6105	5600
14.00-24	28	TL	168	D	10.00 VA	10.00 ; 9.00 ; 9.00V	375	1360	3944	613	24	94	6890	6720	6665	6550	6385	6105	5600
14.00-24	32	TT	170	D	10.00 VA	10.00 ; 9.00 ; 9.00V	375	1360	3944	613	24	105	7380	7200	7140	7020	6840	6540	6000
14.00-24	32	TL	170	D	10.00 VA	10.00 ; 9.00 ; 9.00V	375	1360	3944	613	24	105	7380	7200	7140	7020	6840	6540	6000

EARTHMOVER NB 57 (E3)

NB 60 (E3)

Heat resistant tread rubber compound reduces warming up and increases durability.
Long lasting heavy duty tire due to its special nylon cord carcass structure.
Heavy duty tire with high wear resistance, designed for working under severe conditions.



EARTHMOVER NB 60 (E3)

TIRE SIZE	PR	TT/ TL	LOAD INDEX	SPEED SYMBOL	RIM		INFLATED DIMENSIONS (NO LOAD)		INFLATED DIMENSIONS (W/ LOAD)		TREAD DEPTH (MM)	INFLATING PRESSURE (psi/bar)	LOAD CAPACITY PER TIRE (KG)						
													Speed (KM/H)						
					RECOM. (INCHES)	PERMITTED (INCHES)	SECTION WIDTH MIN-MAX	OUTER DIAMETER (MM)	DYNAMIC RADIUS CIRCLE (MM)	STATIC LOADED RADIUS (MM)			15	20	25	30	35	40	50
16.00-25	32	TL	177	B	11.25/2.0	11.25/2.0 IF (2) ; 13.00/2.0	432	1493	4330	670	31	94	8175	8030	7885	7740	7595	7520	7300
18.00-25	32	TL	183	B	13.00/2.5	13.00(2.5 IF (2) ; 15.00/2.5	498	1615	4684	719	34	83	9800	9625	9450	9275	9100	9015	8750
18.00-25	40	TL	187	B	13.00/2.5	13.00(2.5 IF (2) ; 15.00/2.5	498	1615	4684	719	34	102	10920	10725	10530	10335	10140	10045	9750
18.00-33	32	TL	188	B	13.00/2.5	-	498	1818	5272	821	37	83	11200	11000	10800	10600	10400	10300	10000

petlas

Ptx L31 (L3)

Entire steel radial OTR tire has resistance to all kind of damage, designed to use on loaders and articulated trucks. Efficient self-clean feature thanks to special grooving geometry. Inter-located blocks protect integrity of blocks on all kind of surfaces. Specially designed tread provides longevity and resists wear, cuts and heat.

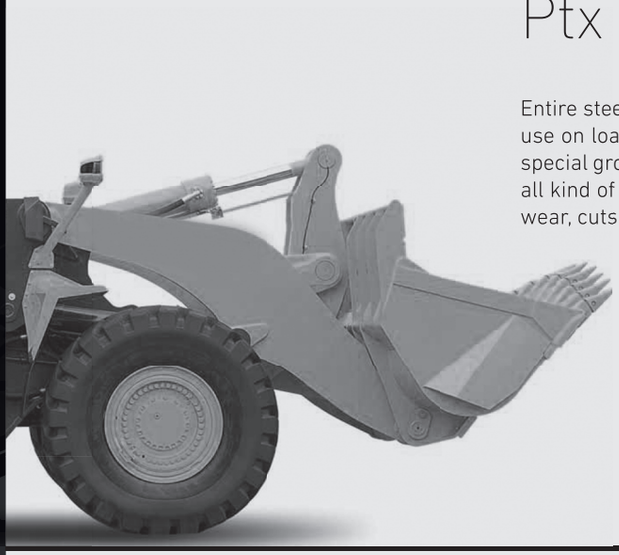

TIRE SIZE	PR	TT/TL	LOAD INDEX	SPEED SYMBOL	RIM		INFLATED DIMENSIONS (NO LOAD)		INFLATED DIMENSIONS (W/LOAD)		TREAD DEPTH (MM)	INFLATING PRESSURE (psi/bar)	LOAD CAPACITY PER TIRE (KG)
					RECOM. (INCHES)	PERMITTED (INCHES)	SECTION WIDTH MIN-MAX	OUTER DIAMETER (MM)	DYNAMIC RADIUS CIRCLE (MM)	STATIC LOADED RADIUS (MM)			Speed (KM/H)
													10
26.5 R25	**	TL	209	A2	22,00/ 3.0	22,00/ 3.0 IF	705	1755	5195	772	44	83	18500

** : 32 PR

LOADER RADIAL Ptx L31 (L3)

NB 57 (L3)

Special tread design provides endurance against impacts and high resistance for wear and cut.
Long lasting tire due to its strong rubber and cord structure.
Designed for small and medium sized loaders, providing high traction and grip on rough surfaces.



LOADER NB 57 (L3)

TIRE SIZE	PR	TT/ TL	LOAD INDEX	SPEED SYMBOL	RIM		INFLATED DIMENSIONS (NO LOAD)		INFLATED DIMENSIONS (W/ LOAD)		TREAD DEPTH (MM)	INFLATING PRESSURE (psi/bar)	LOAD CAPACITY PER TIRE (KG)			LOAD CAPACITY PER TIRE (KG)		
													OFF ROAD PURPOSES			HARD IMPROVED SURFACE		
					RECOM. (INCHES)	PERMITTED (INCHES)	SECTION WIDTH MIN-MAX	OUTER DIAMETER (MM)	DYNAMIC RADIUS CIRCLE (MM)	STATIC LOADED RADIUS (MM)			STATIC	10 KM/H **	25 KM/H	STATIC	5 KM/H	10 KM/H **
17.5-25	12	TL	171	A2	14.00/1.5	14.00/1.3 (1) ; 13.00/1.4 (DC)	445	1348	3909	610	26	51	9840	6150	5230	11070	8920	8305
17.5-25	16	TT	177	A2	14.00/1.5	14.00/1.3 (1) ; 13.00/1.4 (DC)	445	1348	3909	610	26	69	11680	7300	6205	13140	10585	9855
17.5-25	16	TL	177	A2	14.00/1.5	14.00/1.3 (1) ; 13.00/1.4 (DC)	445	1348	3909	610	26	69	11680	7300	6205	13140	10585	9855
17.5-25	20	TL	181	A2	14.00/1.5	14.00/1.3 (1) ; 13.00/1.4 (DC)	445	1348	3909	610	26	83	13200	8250	7015	14850	11965	11140
20.5-25	16	TL	181	A2	17.00/1.7	17.00/2.0 IF (2)	520	1492	4327	669	30	51	13200	8250	7015	14850	11965	11140
20.5-25	20	TL	181	A2	17.00/1.7	17.00/2.0 IF (2)	520	1492	4327	669	30	65	15200	9500	8075	17100	13775	12825
20.5-25	24	TL	186	A2	17.00/1.7	17.00/2.0 IF (2)	520	1492	4689	669	30	65	15200	9500	8075	17100	13775	12825
23.5-25	20	TL	191	A2	19.50/2.5	19.50/2.5 IF (2)	597	1617	4689	720	35	54	17440	10900	9265	19620	15805	14715
23.5-25	24	TL	196	A2	19.50/2.5	19.50/2.5 IF (2)	597	1617	4689	720	35	69	20000	12500	10625	22500	18125	16875

petlas

NB 60 (L3)

Nondirectional tread design, reinforced rubber structure provides abitity to work under severe conditions and increases cut and break-off resistance.
Extra rubber compound designed for hard and rocky terrains provides resistance to side-wall damages and cuts.



TIRE SIZE	PR	TT/ TL	LOAD INDEX	SPEED SYMBOL	RIM		INFLATED DIMENSIONS (NO LOAD)		INFLATED DIMENSIONS (W/ LOAD)		TREAD DEPTH (MM)	INFLATING PRESSURE (psi/bar)	LOAD CAPACITY PER TIRE (KG)			LOAD CAPACITY PER TIRE (KG)		
													OFF ROAD PURPOSES			HARD IMPROVED SURFACE		
					RECOM. (INCHES)	PERMITTED (INCHES)	SECTION WIDTH MIN-MAX	OUTER DIAMETER (MM)	DYNAMIC RADIUS CIRCLE (MM)	STATIC LOADED RADIUS (MM)			STATIC	10 KM/H **	25 KM/H	STATIC	5 KM/H	10 KM/H **
17.5-25	16	TL	177	A2	14.00/1.5	14.00/1.3 (1) ; 13.00/1.4 (DC)	445	1348	3909	610	26	69	16000	10000	8500	18000	14500	13500
20.5-25	20	TL	186	A2	17.00/2.0	17.00/2.0 IF (2)	520	1492	4327	669	30	65	15200	9500	8075	17100	13775	12825
23.5-25	20	TL	191	A2	19.50/2.5	19.50/2.5 IF (2)	597	1617	4689	720	35	54	17440	10900	9265	19620	15805	14715
23.5-25	24	TL	196	A2	19.50/2.5	19.50/2.5 IF (2)	597	1617	4689	720	35	69	20000	12500	10625	22500	18125	16875
26.5-25	28	TL	203	A2	22.00/3.0	22.00/3.0 IF (2)	673	1750	5075	775	39	69	24800	15500	13175	27900	22475	20925
26.5-25	32	TL	206	A2	22.00/3.0	22.00/3.0 IF (2)	673	1750	5075	775	39	80	27200	17000	14450	30600	24650	22950
29.5-25	28	TL	207	A2	25.00/3.5	25.00/3.5 IF (2)	750	1873	5432	825	44	62	28000	17500	14875	31500	25375	23625
29.5-25	32	TL	207	A2	25.00/3.5	25.00/3.5 IF (2)	750	1873	5432	825	44	62	28000	17500	14875	31500	25375	23625

NB 70 (L3)

Cut resistant special tread compound reduces damages and cuts in case of over usage.
Strong loader-dozer design provides safe drive and easy rotation ability.
Appropriate for usage on muddy and sandy surfaces with high traction.
High traction, balanced steering and high surface-grip performance.

LOADER NB 70 (L3)

TIRE SIZE	PR	TT/ TL	LOAD INDEX	SPEED SYMBOL	RIM		INFLATED DIMENSIONS (NO LOAD)		INFLATED DIMENSIONS (W/ LOAD)		TREAD DEPTH (MM)	INFLATING PRESSURE (psi/bar)	LOAD CAPACITY PER TIRE (KG)			LOAD CAPACITY PER TIRE (KG)		
													OFF ROAD PURPOSES			HARD IMPROVED SURFACE		
					RECOM. (INCHES)	PERMITTED (INCHES)	SECTION WIDTH MIN-MAX	OUTER DIAMETER (MM)	DYNAMIC RADIUS CIRCLE (MM)	STATIC LOADED RADIUS (MM)			STATIC	10 KM/H **	25 KM/H	STATIC	5 KM/H	10 KM/H **
15.5-25	12	TL	168	A2	12.00/1.3	12.00/1.3 (DC)(1)	394	1277	3703	581	25	58	8960	5600	4760	10080	8120	7560
17.5-25	16	TL	177	A2	14.00/1.5	14.00/1.3 (1) ; 13.00/1.4 (DC)	445	1348	3909	610	26	69	11680	7300	6205	13140	10585	9855
20.5-25	20	TL	186	A2	17.00/2.0	17.00/2.0 IF (2)	520	1492	4327	669	30	65	15200	9500	8075	17100	13775	12825
23.5-25	20	TL	191	A2	19.50/2.5	19.50/2.5 IF (2)	597	1617	4689	720	35	54	17440	10900	9265	19620	15805	14715
23.5-25	24	TL	196	A2	19.50/2.5	19.50/2.5 IF (2)	597	1617	4689	720	35	69	20000	12500	10625	22500	18125	16875
26.5-25	28	TL	203	A2	22.00/3.0	22.00/3.0 IF (2)	673	1750	5075	775	39	69	24800	15500	13175	27900	22475	20925
26.5-25	32	TL	206	A2	22.00/3.0	22.00/3.0 IF (2)	673	1750	5075	775	39	80	27200	17000	14450	30600	24650	22950
29.5-25	28	TL	207	A2	25.00/3.5	25.00/3.5 IF (2)	750	1873	5432	825	44	62	28000	17500	14875	31500	25375	23625
29.5-25	32	TL	207	A2	25.00/3.5	25.00/3.5 IF (2)	750	1873	5432	825	44	62	28000	17500	14875	31500	25375	23625

petlas

NB 70 (L4)

Cut resistant special tread compound reduces damages and cuts in case of over usage.
Strong loader-dozer design provides safe drive and easy rotation ability.
Extra deep tread pattern provides high traction and grip performance on muddy and dynamic surfaces.

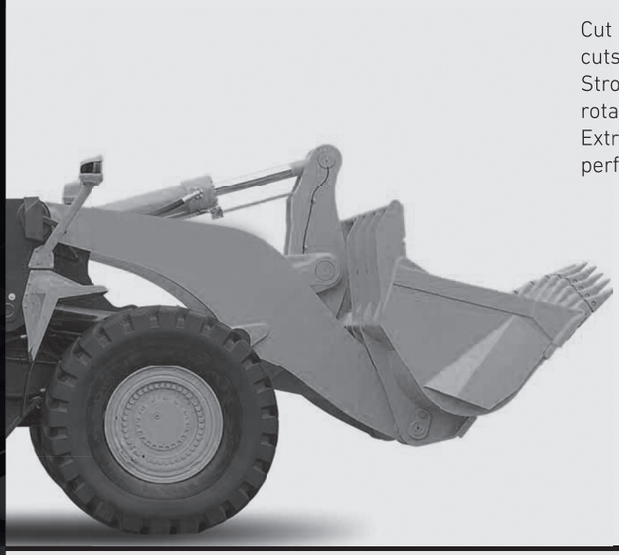

TIRE SIZE	PR	TT/ TL	LOAD INDEX	SPEED SYMBOL	RIM		INFLATED DIMENSIONS (NO LOAD)		INFLATED DIMENSIONS (W/ LOAD)		TREAD DEPTH (MM)	INFLATING PRESSURE (psi/bar)	LOAD CAPACITY PER TIRE (KG)			LOAD CAPACITY PER TIRE (KG)		
													OFF ROAD PURPOSES			HARD IMPROVED SURFACE		
					RECOM. (INCHES)	PERMITTED (INCHES)	SECTION WIDTH MIN-MAX	OUTER DIAMETER (MM)	DYNAMIC RADIUS CIRCLE (MM)	STATIC LOADED RADIUS (MM)			STATIC	10 KM/H **	25 KM/H	STATIC	5 KM/H	10 KM/H **
26.5-25	28	TL	203	A2	22.00/3.0	22.00/3.0 IF (2)	673	1798	5214	794	64	69	24800	15500	13175	27900	22475	20925
26.5-25	32	TL	206	A2	22.00/3.0	22.00/3.0 IF (2)	673	1798	5214	794	64	80	27200	17000	14450	30600	24650	22950
29.5-25	28	TL	209	A2	25.00/3.5	25.00/3.5 IF (2)	750	1921	5432	825	69	62	28000	17500	14875	31500	25375	23625
29.5-25	32	TL	209	A2	25.00/3.5	25.00/3.5 IF (2)	750	1921	5432	825	69	62	28000	17500	14875	31500	25375	23625

LOADER NB 70 (L4)

C+CARRIER

Maximum resistance with minimum elasticity under heavy loads.
Long life and low wear with special tread and mixture.
High resistance against cuts / drills and irregular wear

PORT APPLICATION C+CARRIER

TIRE SIZE	PR	TT/ TL	LOAD INDEX	SPEED SYMBOL	RIM		INFLATED DIMENSIONS (NO LOAD)		INFLATED DIMENSIONS (W/ LOAD)		TREAD DEPTH (MM)	INFLATING PRESSURE (psi/bar)	LOAD CAPACITY PER TIRE (KG)			LOAD CAPACITY PER TIRE (KG)		
													OFF ROAD PURPOSES			HARD IMPROVED SURFACE		
					RECOM. (INCHES)	PERMITTED (INCHES)	SECTION WIDTH MIN-MAX	OUTER DIAMETER (MM)	DYNAMIC RADIUS CIRCLE (MM)	STATIC LOADED RADIUS (MM)			STATIC	10 KM/H **	25 KM/H	STATIC	5 KM/H	10 KM/H **
18.00-25	40	TL	206	A2	13.00/2.5	13.00(2.5 IF (2) ; 15.00/2.5	498	1673	4852	743	68	137	27200	17000	14450	30600	24650	22950

petlas

C+CARRIER SMOOTH

Maximum resistance with minimum elasticity under heavy loads.
Long life and low wear with special tread and mixture.
High resistance against cuts / drills and irregular wear.

TIRE SIZE	PR	TT/ TL	LOAD INDEX	SPEED SYMBOL	RIM		INFLATED DIMENSIONS (NO LOAD)		INFLATED DIMENSIONS (W/ LOAD)		TREAD DEPTH (MM)	INFLATING PRESSURE (psi/bar)	LOAD CAPACITY PER TIRE (KG)			LOAD CAPACITY PER TIRE (KG)		
													OFF ROAD PURPOSES			HARD IMPROVED SURFACE		
					RECOM. (INCHES)	PERMITTED (INCHES)	SECTION WIDTH MIN-MAX	OUTER DIAMETER (MM)	DYNAMIC RADIUS CIRCLE (MM)	STATIC LOADED RADIUS (MM)			STATIC	10 KM/H **	25 KM/H	STATIC	5 KM/H	10 KM/H **
18.00-25	40	TL	206	A2	13.00/2.5	13.00(2.5 IF (2) ; 15.00/2.5	498	1673	4852	743	62	137	27200	17000	14450	30600	24650	22950

PORT APPLICATION C+CARRIER SMOOTH